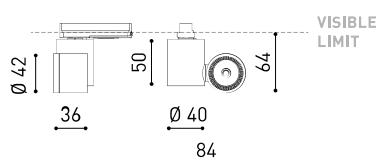
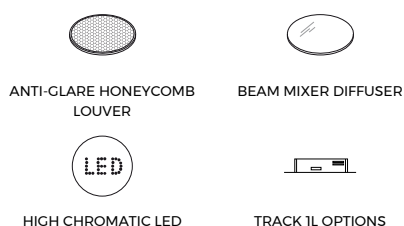




Dimensions



Accessories



Awards



PRODUCT

Name	IO 30° 3000K NT
Reference	A2620021NT
Colour	Textured black
RAL	9005
Category	TRACK LIGHTS

LIGHT SOURCE

Type	LED
Gross luminous flux	505 lm
Colour temperature	3000 K
Chromatic stability	MacAdam Step 2
Colour Rendering Index	CRI>90
Power	4,5 W
Current	500 mA
Efficacy	112 lm/W
LED lifespan	L90B10 >55.000h
Energy efficiency class	F

LIGHTING FIXTURE | PHOTOMETRIC DATA

Lighting efficiency	89%
Light beam angle	30°

LIGHTING FIXTURE | ELECTRICAL DATA

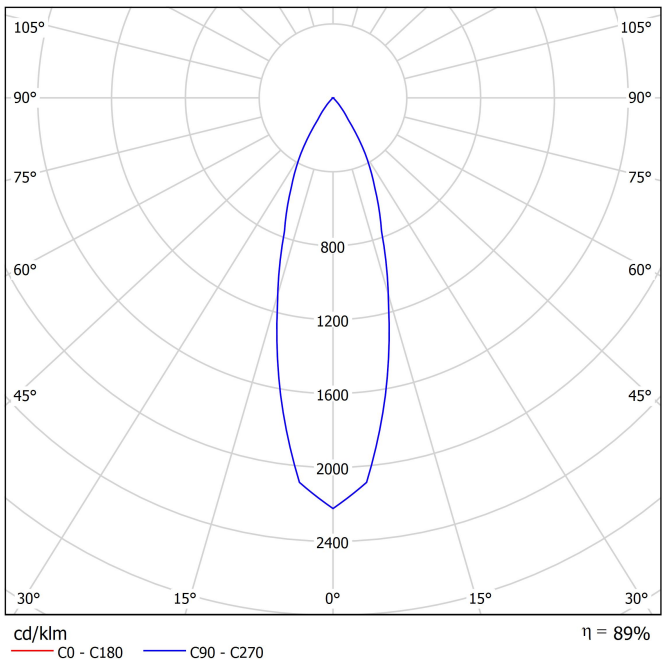
Driver	Included
Power values of the system	5,80 W
Frequency	50/60 Hz
Dimming	No Dim
Electrical insulation class	II

OTHER DATA

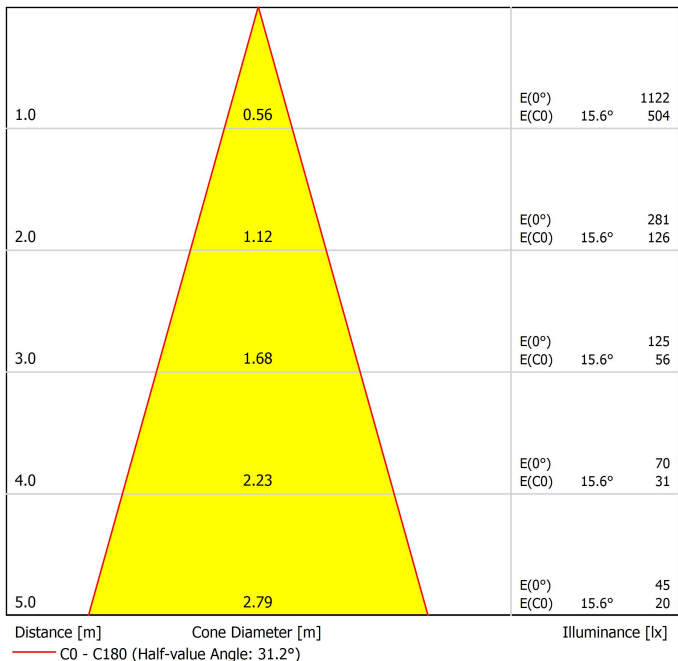
Sealing	IP20
Swivel angle	325°
Rotation angle	355°
Track type	Track 1L
Weight	160 g
Packaged weight	205,2 g
Packaging dimensions	116 x 105,5 x 56 mm
Units per package	1
Materials	Aluminium / Polycarbonate



Polar diagram



Conical diagram





PRODUCT	
Model	Anti-glare Honeycomb Louver
Reference	08060000NT
Colour	NT ■ Textured black
Category	Accessories
NOT SOLD SEPARATELY.	



Anti-glare Honeycomb Louver

Accessory featuring a honeycomb structure designed to control the light beam, reduce glare, and prevent direct exposure to the light source.



PRODUCT	
Model	Beam Mixer Diffuser
Reference	08050100
Category	Accessories

NOT SOLD SEPARATELY.

Beam Mixer Diffuser

The beam mixer diffuser reduces irregularities and distortions caused by parabolic, Fresnel lenses, or TIR collimators, ensuring a more uniform light distribution without significantly increasing beam length.

Vivid Model Colour Temperature	2700K	3000K	3500K	4000K	Light Pink
 Reading			•	•	
 Fruits & Vegetables		•	•		
 Bakery	•				
 Retail		•	•		
 Cosmetics			•	•	
 Meat					•
 Fish				•	
 Seafood				•	•

High Chromatic LED

For commercial product showcasing.

Arkoslight offers, in some of its products, the possibility to incorporate a special LED designed to enhance the visual presentation of goods and products for commercial purposes.

This high-chromaticity LED is selected to highlight tones that encourage a positive psychological perception of the illuminated object.

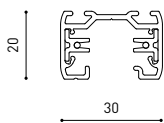
The light source provides a more attractive and intense colour palette than a conventional LED. This is achieved through a specific LED configuration under a "special saturation parameter," allowing colours and textures to appear more vivid within the visible spectrum.

The diode and its phosphor coating are carefully selected for each application.



Track & accessories - Surface & Suspension mounting

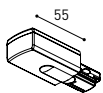
Configure the length of your track, add end, joiners and the required accessories.



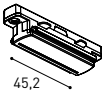
TRACK 1L 1m	A264-01-00-	B	N
TRACK 1L 2m	A264-02-00-	B	N
TRACK 1L 3m	A264-03-00-	B	N



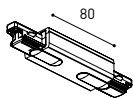
POLARITY
GROOVE



TRACK 1L Live-End Connector	
A264-00-01-	B N
A264-00-02-	B N



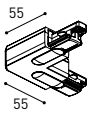
TRACK 1L Contact Joint	
A264-00-04-	B N



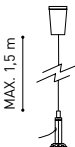
TRACK 1L Central Connector	
A264-00-03-	B N



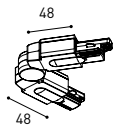
TRACK 1L End	
A264-00-13-	B N



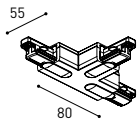
TRACK 1L 90° Angle	
A264-00-06-	B N
A264-00-07-	B N



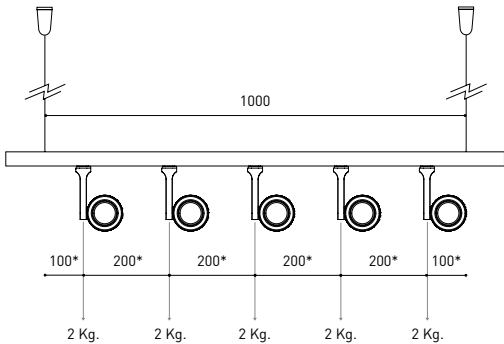
TRACK 1L Suspension Kit	
A264-00-14-	WT NT
At least 2 units needed	



TRACK 1L Corner Connector	
A264-00-15-	B N



TRACK 1L T-Joint	
A264-00-16-	B N
A264-00-17-	B N



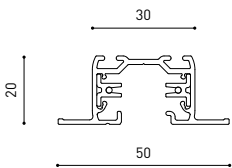
*minimum distance [mm.]

COLOUR | B □ RAL 9016 | N ■ RAL 9005 | WT □ RAL 9016 | NT ■ RAL 9005 |

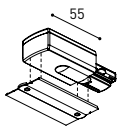


Track & accessories - Flush mounting

Configure the length of your track, add end, joiners and the required accessories.



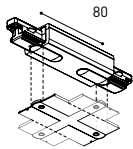
TRACK 1L FLUSH 1m	A264-11-00-	B	N
TRACK 1L FLUSH 2m	A264-12-00-	B	N
TRACK 1L FLUSH 3m	A264-13-00-	B	N



POLARITY
GROOVE

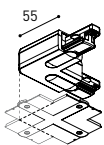
TRACK 1L FLUSH Live-End Connector	
A264-00-01-	B N
A264-00-02-	B N

TRACK 1L FLUSH Cover Plate	
A264-10-19-	B N
Mandatory for installation	



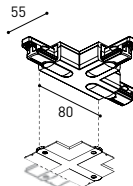
TRACK 1L Central Connector	
A264-00-03-	B N

TRACK 1L FLUSH Corner Cover Plate	
A264-10-20-	B N
Mandatory for installation	



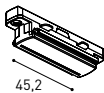
TRACK 1L 90° Angle	
A264-00-06-	B N
A264-00-07-	B N

TRACK 1L FLUSH Corner Cover Plate	
A264-10-20-	B N
Mandatory for installation	



TRACK 1L T-Joint	
A264-00-16-	B N
A264-00-17-	B N

TRACK 1L FLUSH Corner Cover Plate	
A264-10-20-	B N
Mandatory for installation	



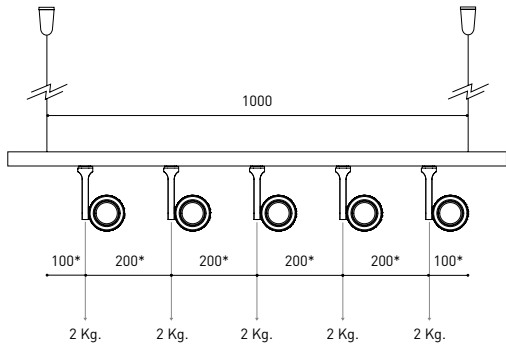
TRACK 1L Contact Joint	
A264-00-04-	B N



TRACK 1L End	
A264-00-13-	B N



TRACK 1L FLUSH Suspension Kit	
A264-10-15	
For wire 1,5 mm (Not included)	



*minimum distance [mm.]

COLOUR | B ☐ RAL 9016 | N ☒ RAL 9005 |



Fuente de luz (LED) reemplazable por un profesional autorizado

Replaceable (LED only) light source by an authorized professional.

Source lumineuse (LED) remplaçable par un professionnel agréé

Sorgente luminosa (LED) sostituibile da parte di un professionista autorizzato

Austauschbare (LED) Lichtquelle durch einen autorisierten Fachmann



Equipo de control reemplazable por un profesional autorizado

Replaceable control gear by an authorized professional

Dispositif de commande remplaçable par un professionnel agréé

Alimentatore sostituibile da parte di un professionista autorizzato

Auswechselbares Betriebsgerät durch autorisierten Fachmann

Instrucciones para el final de vida y la eliminación de los componentes:

Instructions on end-of-life and component disposal:

Instructions pour la gestion des composants en fin de vie et leur mise au rebut :

Istruzioni per il fine vita e lo smaltimento dei componenti:

Anweisungen zur entsorgung der Leuchtenkomponenten:



Interrumpir la alimentación del aparato
Cut the power supply to the luminaire
Couper l'alimentation du luminaire
Interrompere l'alimentazione dell'apparecchio
Stromversorgung der Leuchte unterbrechen



Quitar la(s) fuente(s) de luz para el desecho
Remove light source(s) for disposal
Retirer la (les) source(s) lumineuse(s) pour l'élimination
Rimuovere la/le sorgente/e di luce per lo smaltimento
Lichtquelle(n) zur Entsorgung entfernen



Quitar la batería para el desecho
Remove the battery for decommissioning
Retirer la batterie pour sa mise au rebut
Rimuovere la batteria per la dismissione
Die Batterie ordnungsgemäß entsorgen



Quitar el equipo de control para el desecho
Remove control gear for disposal
Retirer le dispositif de commande pour l'élimination
Rimuovere l'alimentatore per lo smaltimento
Betriebsgerät zur Entsorgung ausbauen

Enviar los materiales a un centro de recogida RAEE
Send the materials to a WEEE collection centre
Envoyer les matériaux dans une déchetterie DEEE
Inviare i materiali ad un centro di raccolta RAEE
Die Materialien in einem WEEE-Zentrum entsorgen

